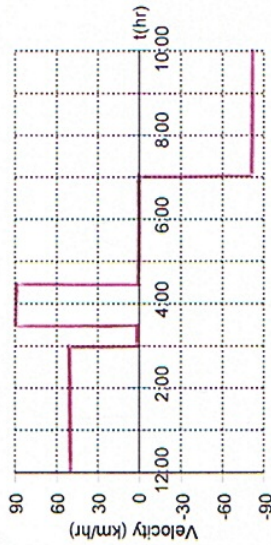


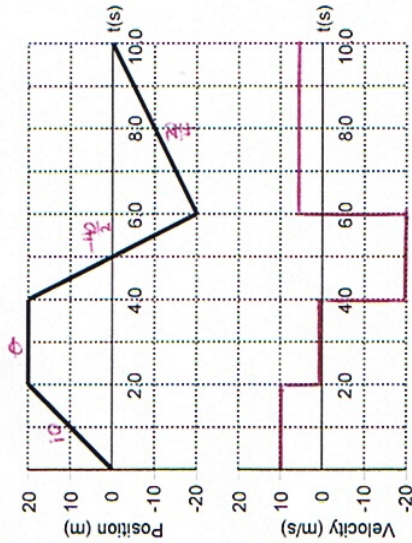
1. A family leaves town to visit friends in another town 240 km away. They leave at noon & drive the first 3 hours at 50 km/hr. They then stop for $\frac{1}{2}$ hour & then drive the remaining distance at 90 km/hr. They visit their friend until 7 p.m. & then drive home at 80 km/hr. Sketch the graphs of position vs time & velocity vs time for the trip.



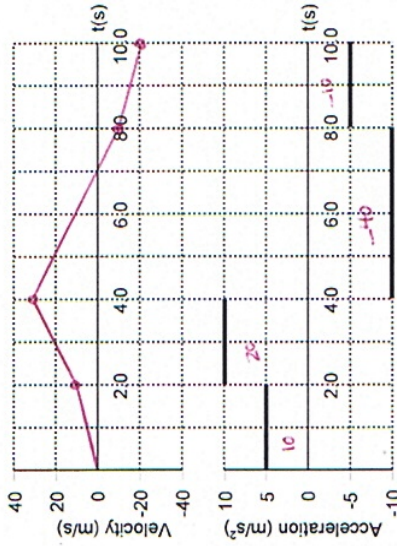
3 hr @ 50 km/hr \rightarrow 150 km
 240 km @ 80 km/hr \rightarrow 3 hr



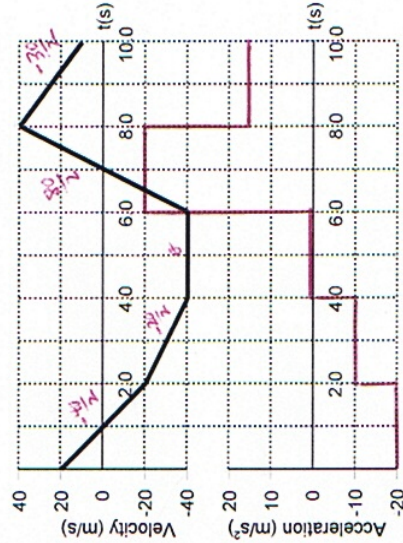
2. An object moves as shown on the graph. Sketch the graph of velocity vs time.



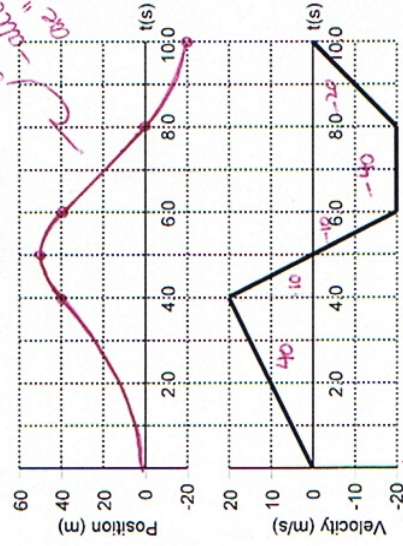
4. An object, initially at rest, undergoes accelerations as shown on the graph. Sketch the graph of velocity vs time.



3. An object moves as shown on the graph. Sketch the graph of acceleration vs time.



5. An object, initially at home, undergoes velocities as shown on the graph. Sketch the graph of position vs time.



$4 \times 20 = \frac{80}{2} = 40$