

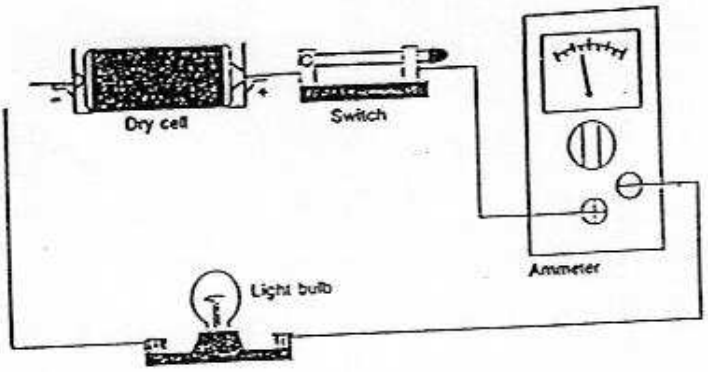
Name: _____
Date: _____

Schematic Diagram Practice

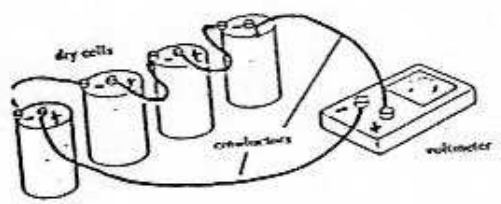
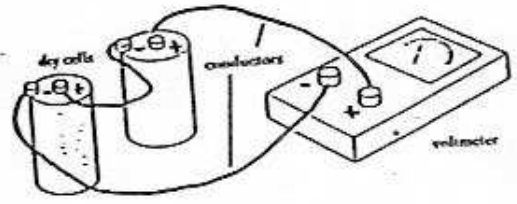
Draw the following circuits using the electrical circuit symbols:

1. (2 cells in series, open switch and 1 lamp)
2. (2 cells in parallel, 2 lamps in series)
3. (1 cell, 2 lamps in series voltmeter across lamp #1)
4. (1 cell, 2 lamps in parallel, voltmeter across lamp #2)
5. (3 cells in series, closed switch, 4 lamps in series and ammeter between lamp #2 and #3)

Draw the following circuits using electrical symbols.



Circuits in Series



Circuits in Parallel

